

YOUR DEALERSHIP NAME HERE

PRODUCT SUPPORT CATALOG



JOHN DEERE

2019 SPRING

FEATURED INSIDE

The Machine Monitoring Network will change the way you experience uptime.

See page 25

4 Cutting Edges

12–13 Undercarriage

26–27 Powertrain ReLife Plus

30–31 Commercial Job and Workshop Products

Order parts online anytime
at JohnDeereParts.com

BUILD UP YOUR CASH FLOW.

ZERO. ZILCH. NADA.

PAY NOTHING FOR 180 DAYS¹
when you pay for parts, service, and attachments
with *Zero. Zilch. Nada.*

Zero. Zilch. Nada.

**NO PAYMENTS/
INTEREST**
FOR 180 DAYS¹

OR

1.9%
APR FOR
12 MONTHS¹

when you put John Deere parts, service,
and attachments on PowerPlan.[™]



Increase your cash flow with *Zero. Zilch. Nada.* today.

¹Offer ends October 31, 2019. Subject to approved credit on PowerPlan, a service of John Deere Financial, f.s.b. Available at participating dealers. Some restrictions apply. Repairs must be made to John Deere equipment using John Deere OEM parts. Prior purchases are not eligible. After promotional period, interest charges will begin to accrue at prime plus 14.9% APR. 0% APR for 180 days, and 1.9% APR for 12 months offers have a minimum \$3,000 purchase required with at least \$1,000 of the purchase being parts. Other special rates and terms may be available, so see your dealer for details and other financing options.

CR2110834



**JOHN DEERE
FINANCIAL**

JohnDeereFinancial.com

Spring Special & New Product



John Deere Powertrain ReLife Plus


LIMITED-TIME PROMOTION!

Now through October 31, 2019, all customers who complete a John Deere Powertrain ReLife Plus¹ machine rebuild during the promotional period will receive a **FREE* John Deere safe!** See your dealer for details.

¹Powertrain ReLife Plus requires a machine inspection and replacement of specified major powertrain components. See your John Deere dealer for more information including Powertrain ReLife Plus extended warranty coverage choices.

*This limited promotion is available to customers upon commitment to and completion of necessary documentation for a John Deere Powertrain ReLife Plus machine rebuild by October 31, 2019. The safe will be delivered at John Deere's expense to the dealer performing the machine rebuild upon completion and acceptance of the machine rebuild. Limit one safe per customer. Past purchases do not apply. The customer is responsible for transportation of the safe from the dealer's location. Taxes may apply. John Deere reserves the right to terminate and/or modify this offer at any time without notice.

WHAT'S NEW?



Lattice edges

Now available for motor graders, these new rotatable Lattice Edges cut through and mix compacted gravel while allowing material to flow through. They also create grooves in snow and ice for salt or sand to provide additional traction on the road. These blades cut easily and run smoothly, which saves you time and money on grading operation whether in snow or gravel.

See your local John Deere dealer for more details on this new product.

Table of Contents

John Deere Financial	2
Spring Special / New Product	3
Cutting Edges	4
Half-Arrow Blades and Jagz™	5
TK-Series Tooth System	6-7
All-Makes RVJ Bucket Teeth	8
All-Makes Bucket Teeth	9
All-Makes Rubber Tracks	10
Hydraulic Hoses	11
Undercarriage	12-13
Batteries and Chargers	14-15
Oil, Lubricants, and Filters	16-17
Coolants	18
Diesel Exhaust Fluid and Equipment	19
Fuel-Protect	20
Grease	21
Chemicals and Towels	22
Paint	23
John Deere WorkSight™	24
Machine Monitoring Center	25
Powertrain ReLife Plus	26-27
Reman	28-29
Commercial Job and Workshop Products	30-31
Big Parts Promise	32

JOHN DEERE Cutting Edges



Protect your investment!

John Deere is your one-stop solution for all your cutting-edge needs.

Our full line of cutting edges covers everything from a standard, economical carbon edge to specialty edges like our John Deere Jagz™ Interlocking Edge System. Talk with your dealer to review your specific application and find out which John Deere system is best for you.

John Deere Stinger™ Scarifier-Style Grader Edges

Take advantage of these great features that'll help you save time and money:

- Include replaceable rotating carbide-tipped cutting tools
- Wear uniformly and last longer than all-steel blades
- Reduce number of passes to maintain roadway
- Eliminate “washboarding” and potholes
- Reduce machine and operator downtime due to maintenance

Blades/Tool Holder

Part No.	Qty.	Description
12-ft. Moldboard with 3/8-in. Bolts		
PBS48625	3	Standard Duty
12-ft. Moldboard with 1/2-in. Bolts		
PBS48750	3	Standard Duty
13-ft. Moldboard with 3/8-in. Bolts		
PBS36625	3	Standard Duty
PBS48625	1	Standard Duty
PBS36625HD	3	Heavy Duty
PBS48625HD	1	Heavy Duty
PBS36625SD	3	Severe Duty
PBS48625SD	1	Severe Duty
13-ft. Moldboard with 1/2-in. Bolts		
PBS36750	3	Standard Duty
PBS48750	1	Standard Duty
PBS36750HD	3	Heavy Duty
PBS48750HD	1	Heavy Duty
PBS36750SD	3	Severe Duty
PBS48750SD	1	Severe Duty
14-ft. Moldboard with 1/2-in. Bolts		
PBS36625	2	Standard Duty
PBS48625	2	Standard Duty
PBS36625HD	2	Heavy Duty
PBS48625HD	2	Heavy Duty
PBS36625SD	2	Severe Duty
PBS48625SD	2	Severe Duty

Blades/Tool Holder (continued)

Part No.	Qty.	Description
14-ft. Moldboard with 3/8-in. Bolts		
PBS36750	2	Standard Duty
PBS48750	2	Standard Duty
PBS36750HD	2	Heavy Duty
PBS48750HD	2	Heavy Duty
PBS36750SD	2	Severe Duty
PBS48750SD	2	Severe Duty
16-ft. Moldboard with 3/8-in. Bolts		
PBS48625	4	Standard Duty
PBS48625HD	4	Heavy Duty
PBS48625SD	4	Severe Duty
16-ft. Moldboard with 1/2-in. Bolts		
PBS48750	4	Standard Duty
PBS48750HD	4	Heavy Duty
PBS48750SD	4	Severe Duty

Tools/Bits

Part No.	Qty.	Description
For Stingers		
AT164846	50	Max-Duty Bit with Barbed Short Retainer
AT164848	50	Max-Duty Bit with Long Retainer
AT164849	50	Pointed Tip with Barbed Short Retainer
AT164845	50	Pointed Tip with Long Retainer
AT164847	50	Non-Rotating, Flat Bit
AT164850	50	Heavy-Duty Blunt Style
TY16184	50	Non-Rotating, Flat Bit
TY16185	50	Heavy-Duty Blunt Style (can be used on competitive systems)
TY16186	50	Sandvik #2244-27FS Replacement Bit

30-DAY DEMONSTRATION OFFER

On Stinger system base edges
through October 31, 2019.

Dealers: Refer to Program Number TS-9U.



Production Class Equipment Solutions


JOHN DEERE

Half-Arrow Blades

Meet your everyday job solution.

Half-arrow designs offer the benefits of more material in high-wear areas, increased bucket capacity, and enhanced bucket penetration.

Maximum depth countersinking allows for optimum wear before the bolt head's failure. The sharpened nose design enables excellent penetration capability and enhanced material flow into the bucket. The combination of half-arrow blades and base-edge covers protects the base edge while optimizing the flow of material into and out of the bucket. This unique design puts more wear material where it is needed most, on the underside of the bucket where abrasion is highest making it an excellent solution for production-class applications.



Blades



Cover Plates

Jagz™


Jagz is an innovative concept in loader edges that delivers more uptime.

Its interlocking cutting edges can last up to twice as long, giving you lower operating costs and more productivity.

The breakthrough technology of Jagz cutting edges not only keeps your loader out of the shop, it brings a whole new world of productivity to your jobsite.

Jagz highlights:

- Guaranteed for life against breakage
- Easy to install and adjust, saving you time and money
- Self-sharpening edges wear from the bottom up, for increased wear
- Reversible, interchangeable pieces deliver more versatility
- Unique cutting angle gives better bucket fill
- Designed for fleet flexibility, including most competitive loaders
- Leaves a smoother work surface, reducing tire wear and increasing comfort



The unique dovetail design makes Jagz edges reversible and interchangeable.

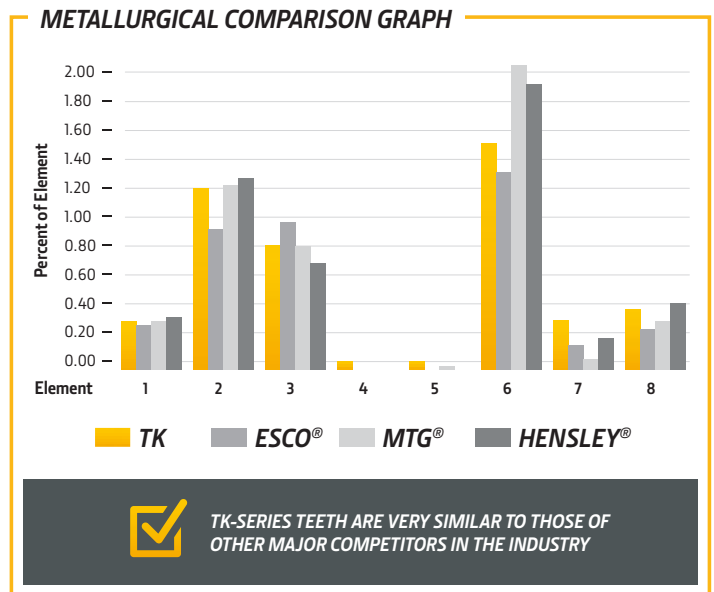
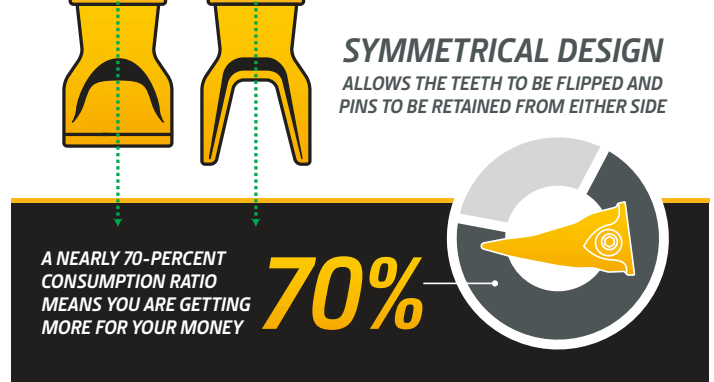
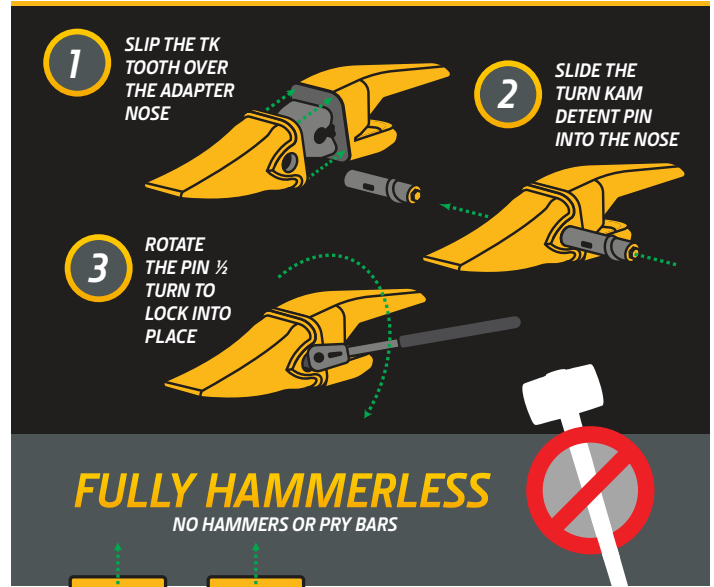


JOHN DEERE TK-Series Tooth System

Why it's better.

The TK-Series System is engineered to deliver maximum performance, quick and safe replacement, and superior tooth retention.

- Multi-planed nose surfaces and matching pocket surfaces absorb loads from any angle, minimizing motion for longer system life
- Optimized tooth-to-nose-length ratio for better penetration and performance
- Forged pin is never under load except during back dragging, and the rubber locks are not compressed when the pin is locked for long life and the rare need for replacement at change-outs
- Rubber locks are held captive when the tooth is retained for security and protection from direct impact







TK-Series Teeth, Pins, and Locks

	Fanggs	Flare	Tiger	Twin Tiger	Rock Chisel	Loader	Heavy-Duty Loader	Severe Duty	Pin	Lock
Series	Part No.	Part No.	Part No.	Part No.	Part No.	Part No.		Part No.	Part No.	Part No.
TK225	TK225FD	TK225FR	TK225TG	TK225TT	TK225CH	—	—	TK225SD	TK225P	TK3L
TK250	—	—	—	—	—	TK250LD	—	—	TK250P	TK3L
TK300	TK300FD	TK300FR	TK300TG	TK300TT	TK300CH	TK300LD	—	TK300SD	TK300P	TK4L
TK350	TK350FD	TK350FR	TK350TG	TK350TT	TK350CH	TK350LD	—	TK350SD	TK350P	TK4L
TK400	TK400FD	TK400FR	TK400TG	TK400TT	TK400CH	TK400LD	TK400LDH	TK400SD	TK400P	TK4L
TK450	TK450FD	TK450FR	TK450TG	TK450TT	TK450CH	TK450LD	—	TK450SD	TK450P	TK5L
TK550	TK550FD	TK550FR	TK550TG	TK550TT	TK550CH	—	TK550LDH	TK550SD	TK550P	TK5L
TK600	TK600FD	—	TK600TG	TK600TT	TK600CH	—	—	TK600SD	TK600P	TK5L
TK700	TK700FD	—	TK700TG	TK700TT	TK700CH	—	—	TK700SD	TK700P	TK6L

TK-Series Adapters

Series	Part No.	Description	Model
TK225	TK225C100	Weld-on Center	50D, 60D, 75D, 85D, 190D W SLF, 200D SLF, 200D LC SLF, 220D W SLF, 225D LC SLF, 240D LC SLF, 270D LC SLF, 350D LC SLF, 310J, 310K/EP, 310SJ, 310SK/TC, 315J, 325J, 410J, 410K/TC, 710J, and 710K
TK250	TK250C100B	Bolt-on Center	444K, 524K, 544K, and 624K
	TK250E100B	Bolt-on End	
TK300	TK300C125B	Bolt-on Center	644K and 724K
	TK300E125B	Bolt-on End	
	TK300C125	Weld-on Center	120D and 135D LC
TK350	TK350C125B	Bolt-on Center	755K
	TK350E125B2	Bolt-on End	
	TK350C150B	Bolt-on Center	744K and 824K
	TK350E150B	Bolt-on End	
	TK350C150	Weld-on Center	160D LC, 190D W, 200D, 200D LC, 220D W, and 225D LC
TK400	TK400C150B	Bolt-on Center	844K (GP)
	TK400E150B	Bolt-on End	
	TK400C175	Weld-on Center	
	TK400L175	Weld-on Left	844K (Rock)
	TK400R175	Weld-on Right	
	TK400C200	Weld-on Center	240D LC, 270D LC, 250G LC, and 290G LC
TK450	TK450C200	Weld-on Center	350D LC and 350G LC
TK550	TK550C200	Weld-on Center	450D LC and 470G LC
	TK550R250	Weld-on Right	
	TK550L250	Weld-on Center	
TK600	TK600C250	Weld-on Center	650D LC and 670G LC
TK700	TK700C250	Weld-on Center	850D LC and 870G LC
	TK700C315	Weld-on Center	650D LC, 670G LC, 850D LC (Extreme Duty), and 870G LC (Extreme Duty)



Note: TK-Series teeth installed on new John Deere equipment are painted yellow as shown. Aftermarket TK-Series teeth are black. Two locks are required per adapter.

FREE ADAPTER

TK Conversion Program
Offer ends October 31, 2019.
Dealers: Refer to Program Number TS-T4.

JOHN DEERE All-Makes RVJ Bucket Teeth

A new twist on old technology.

The RVJ Bucket Tooth System is engineered to deliver hammerless technology to existing J-Series adapters through a converter and helical pin design. The converter is secured between the existing J-Series adapter and the RVJ tooth. The helical pin is placed in the tooth's nose, where it is rotated 180 deg. with a common socket wrench and tightly secured. Convert to a fully hammerless system without changing adapters!



	Standard	Flare	Penetration Plus
Tooth	Part No.	Part No.	Part No.
J350	RVJ350S	RVJ350F	RVJ350PP
J400	RVJ400S	RVJ400F	RVJ400PP
J450	RVJ450S	RVJ450F	RVJ450PP
J550	RVJ550S	RVJ550F	RVJ550PP



	Tiger	Twin Tiger	Loader
Tooth	Part No.	Part No.	Part No.
J350	RVJ350T	RVJ350TT	RVJ350LD
J400	RVJ400T	RVJ400TT	RVJ400LD
J450	RVJ450T	RVJ450TT	RVJ450LD
J550	RVJ550T	RVJ550TT	RVJ550LD



	Heavy-Duty Abrasion	Pin	Converter
Tooth	Part No.	Part No.	Part No.
J350	RVJ350HDAL	RVJ350P	RVJ350C
J400	RVJ400HDAL	RVJ400P	RVJ400C
J450	RVJ450HDAL	RVJ460P	RVJ460C
J550	RVJ550HDAL	RVJ550P	RVJ550C

Convert to a fully hammerless system without changing adapters.

- 1 Insert converter into adapter.
- 2 Fit tooth over nose and converter.
- 3 Insert helical pin and rotate 180 deg. with socket wrench to engage lock.



FREE

Converter with purchase of RVJ teeth and pin set through October 31, 2019.

Dealers: Refer to Program Number TS-V2.

JOHN DEERE

All-Makes Bucket Teeth

John Deere “Original Line” Teeth

John Deere builds rugged replacement teeth and adapters for most brands of backhoes, excavators, loaders, scrapers, and graders. John Deere teeth are available in either split-washer or two-piece-pin configurations to make replacement of these critical wear parts as quick and cost efficient as possible.

Caterpillar Replacement Teeth

The oversized pocket characteristics of these teeth with the extended adapter nosepiece provide a nose fit between the tooth and adapter that results in strong impact resistance with a loose fit in the ramps. Cat style teeth use a horizontal pin and retainer.

H&L Replacement Teeth

H&L style teeth are designed for backhoes and excavators. They are available in a multitude of shapes offering superb performance and reliability in all digging conditions. H&L style teeth use a horizontal flex pin.

Hensley Replacement Teeth

The parabolic (dished-out) design creates a wedging and self-tightening fit. Most Hensley style teeth use a vertical roll pin, flex pin, or steel keeper, depending on size.

ESCO Helilok®/Vertalok® System

Teeth mount on both the Vertalok and Helilok adapters with a quarter turn and “butts ups” against the adapter nose to take thrust loads head-on. The helical threads and large stabilizing flats at the end of the nose deliver maximum resistance to severe breakout forces.

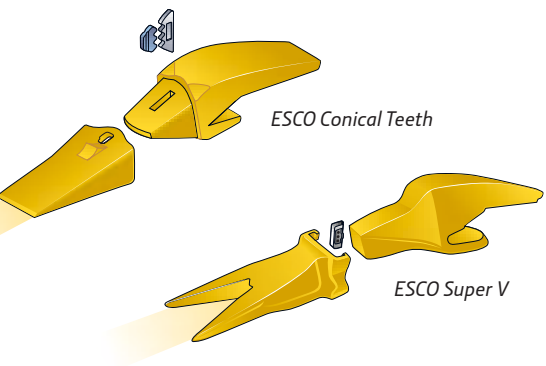
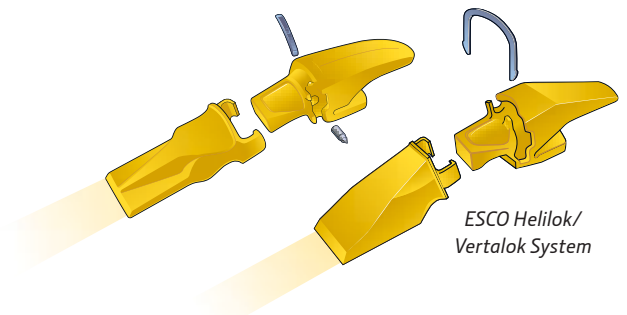
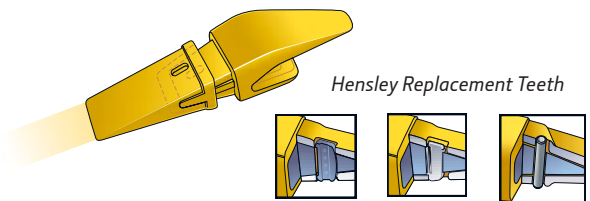
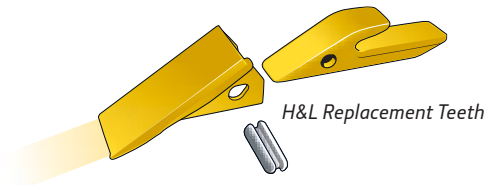
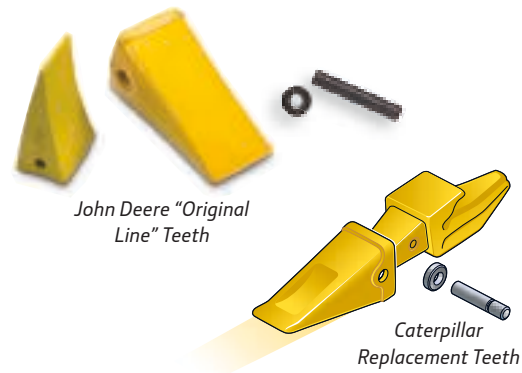
ESCO Conical Teeth

The “conical” design mating system between tooth and adapter creates self-tightening action. The design reduces tooth movement both vertically and horizontally. Conical teeth use a vertical pin and rubber lock.

ESCO Super V™

The Super V tooth twists a quarter turn onto the adapter and “butts up” against the adapter nose to match breakout forces more closely. The one-piece pin provides easier changeover and is reusable for 29 Series sizes and larger.

John Deere meets your all-makes bucket teeth needs. See your local John Deere dealer for a full listing of available parts.



JOHN DEERE All-Makes Rubber Tracks

Now is the perfect time to address your rubber-track needs.

Ensure maximum productivity and longevity from your John Deere all-makes rubber tracks, no matter what brand or model of machine you operate.

Particularly important is proper track tensioning, as excessive tightness can accelerate component wear. The ideal time to inspect the track system is during periodic cleaning. Tracks should be thoroughly inspected for cuts, punctures, or tears.



Key benefits of John Deere all-makes rubber tracks:

- **Reinforced edge design**
Reinforced structure of track edge makes it more durable and can improve track life
- **Anti-detacking metal core**
Equipped with a continuous steel-cord design to reduce detacking
- **Reinforced track base**
More material in the base of the track to increase surface coverage and prevent against cracks, chips, and cuts

John Deere All-Makes Rubber Tracks

Compact Excavators

Part No.	Make	Model	Width	Links	Pitch
T271882	Bobcat	325	320	72	54
T271880	Bobcat	X331E	320	78	54
T271881	Bobcat	X337	400	74	73
T271883	Cat	303CCR	300	90	52.5
T271884	Cat	304CCR	400	76	72.5
T271884	Cat	305CCR	400	76	72.5
T271885	Cat	304CR	400	72	72.5
T271885	Cat	305CR	400	72	72.5
T276062	John Deere	17/17D	230	35	96
T276063	John Deere	27D	300	80	52.5
T276064	John Deere	35D	300	86	52.5
T276065	John Deere	50D	400	74	72.5
T276062	Hitachi	ZX17U-2	230	35	96
T276063	Hitachi	ZX27U-2	300	80	52.5
T276064	Hitachi	ZX30U-2	300	86	52.5
T276064	Hitachi	ZX35U-2	300	86	52.5
T276064	Hitachi	ZX35U-NA	300	86	52.5
T276065	Hitachi	ZX50U-2	400	74	72.5
T276066	Hitachi	EX60	450	72	81
T271886	Kubota	K045	400	72	72.5
T271888	Kubota	KX121-3	350	86	54.5
T271889	Kubota	KX161-3	400	74	72.5
T271887	Kubota	KX91-3	300	80	52.5
T271890	Kubota	U35	300	84	52.5
T276063	Kubota	K030	300	80	52.5
T276063	Kubota	KX91-2	300	80	52.5
T271887	Kubota	U25-3	300	80	52.5
T271889	Kubota	U45-3	400	74	72.5
T271889	Kubota	U50-3	400	74	72.5
T276063	Komatsu	PC27MR-2	300	80	52.5
T276064	Komatsu	PC30MR-2	300	86	52.5
T276064	Komatsu	PC35MR-2	300	86	52.5
T271886	Komatsu	PC45MR-2	400	72	72.5
T276065	Komatsu	PC50MR-2	400	74	72.5
T276065	Takeuchi	TB145	400	74	72.5

Compact Track Loaders

Part No.	Make	Model	Width	Links	Pitch
T271873	Bobcat	T190	320	49	86
T271873	Bobcat	T180	320	49	86
T271874	Bobcat	T250	450	55	86
T271874	Bobcat	T300	450	55	86
T271876	Cat	247	381	42	101.6
T271877	Cat	247	381	42	101.6
T271876	Cat	257	381	42	101.6
T271877	Cat	257	381	42	101.6
T271879	Cat	267	457	56	101.6
T271879	Cat	277	457	56	101.6
T271878	Cat	287	457	51	101.6

Hydraulic Hoses

John Deere hose assemblies
built to OEM specifications.

Ask your dealer about hoses for
any brand of equipment.



HOSES IN MINUTES

Delivering on the extra mile.

Stay up and running, and eliminate the worry about contaminants entering your hydraulic system. Trust your John Deere dealer to deliver complete solutions, like Ultra Clean, that ensure contaminants are completely removed from new hose assemblies.

Ask your dealer how Ultra Clean can help you go above and beyond.



JOHN DEERE Undercarriage

Tough undercarriages with longer and more even wear.

With rapid and unbalanced undercarriage wear eating up some 50 percent of the average contractor’s maintenance budget, John Deere undercarriages are strong allies in the battle to keep uptime up and operating costs down.

The steel that goes into our undercarriages provides the kind of deep-hardened resiliency that goes directly to your bottom line. And that’s why we say the value that we build into John Deere undercarriages is truly hardened to the core.

We offer three choices to cover your needs:

Standard Undercarriage

All components are carefully matched in tolerance, strength, hardness, and wear limits, for optimum wear life.

Extended Life Undercarriage

This wear resistant system features the addition of the popular and exclusive SC-2™ -coated bushings.

Maximum Life Undercarriage

The Maximum Life undercarriage also features stronger seals and larger components than the Standard and Extended Life Undercarriage systems that already deliver longer and more balanced wear in most soil conditions.

Undercarriage selection

The chart below compares the three John Deere undercarriage choices relative to seven different attributes. Your John Deere dealer has the expertise to help you understand the characteristics of each undercarriage and choose the one that is right for your operating conditions and business needs.

	Standard	Extended Life	Maximum Life
	GOOD	BETTER	BEST
Purchase Price	■		
Operating Cost			■
Ride Comfort	■	■	■
Wear Life		■	■
Abrasion Resistance – SC2		■	■
Impact Resistance – Larger Components			■
Varying Ground Conditions		■	■

Note: All factors are dependent on soil conditions and specific application. Consult your local John Deere dealer to choose the right undercarriage for your operation.

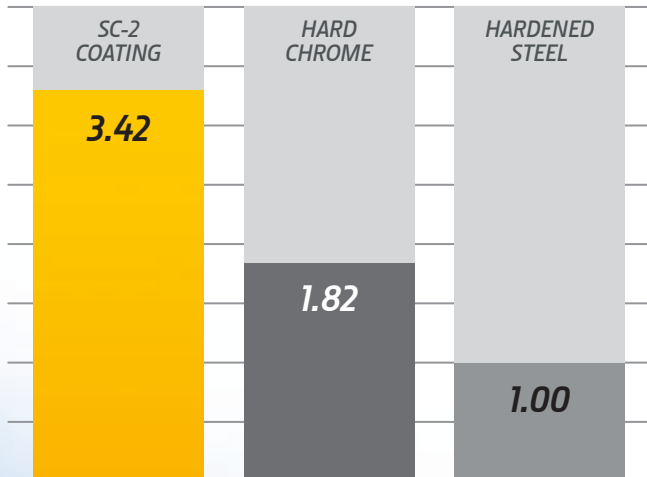




WARRANTY
 Backed by a 3-year/
 4,000-hour warranty.

SC-2 wear comparison

SC-2-coated bushings minimize service requirements because they deliver up to twice the life before you need to make a “turn decision.” In some cases, bushing turns may even be eliminated.



Standard bushing



Bushing with SC-2



Stands up to punishing tests

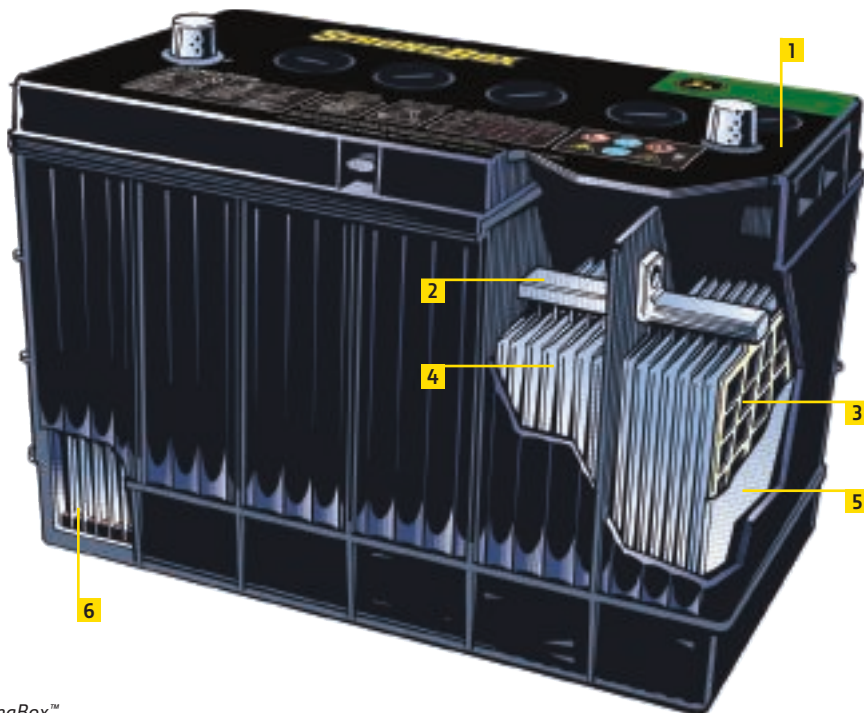
Track-chain assemblies were field-tested in sand. The photos above show that the standard bushing wore 32 percent, while the bushing with SC-2 coating had minimal wear.



Batteries

Built tough for your heavy-duty equipment.

- 1 Activated at the factory**, ensuring consistency and longer life.
- 2 Through-the-wall welded intercell connectors** are 12-percent larger than some brands to provide increased power for quick starts in extreme cold.
- 3 Super radial grid design with inboard lug** provides higher cranking amps, faster charges, and a more efficient design for lowering electrical resistance.
- 4 Extra-heavy plates** give extra reserve power, especially in extreme cold.
- 5 Microporous plastic envelope separators** eliminate electrical shorts and keep positive material from touching the negative plate.
- 6 Epoxy-anchored plates** are four times stronger than traditional plates — to reduce vibration damage — a leading cause of failure in commercial batteries.



Features shown are applicable to heavy-duty, commercial StrongBox™ batteries and StrongBox special-application tractor batteries, and are not necessarily applicable to all types of StrongBox batteries.

Performance Truck/SUV Batteries

The new John Deere Performance Truck/SUV batteries are available in a variety of sizes and will fit most automotive models. See your local dealer to find the battery that fits your vehicle needs!

Part No.	BCI	Volts	CCA	CA	RC
Chrysler/Dodge					
SW65-72	65	12	850	1000	160
SWL4-94RX	L4/94R	12	790	950	140
Ford					
SW59C	59	12	590	710	100
SW65-72	65	12	850	1000	160
GM/GMC					
SW48X	48	12	760	910	120
SW78-72	78	12	770	950	120
Toyota/Nissan					
SW24F-84N	24F	12	700	835	120
SW27F-60	27F	12	700	850	120

Note: All batteries listed are priced with exchange of old battery core. An additional core charge will be added to the price if an old battery core is not provided at the time of purchase.



Chargers

PROBOOSTER Jump Starter 12/24V-900/650 CA

This commercial-grade boost charger is capable of charging 12- or 24-volt batteries and is ideal for construction and forestry applications. It features durable Roto-Mold casing, 4.43-ft. double-insulation cables, heavy-duty clamps, built-in voltmeter, and reverse-polarity alarm for safety.



PROBOOSTER Jump Starter 12/24V-1050/850 CA

This commercial-grade boost charger is capable of charging 12- or 24-volt batteries and is ideal for construction and forestry applications. In addition to high-cranking amps, this product also provides extra-long 6.8-ft. double-insulation cables, heavy-duty clamps, built-in voltmeter, reverse-polarity alarm for protection, auxiliary connector for other specific cables, and wheels for ease of transport.



Booster Cables

John Deere offers 2-gauge and 4-gauge Booster Cables in a variety of service options: Extra Heavy-Duty Professional, Commercial, Heavy-Duty Professional, and Heavy-Duty Commercial.



Battery Cleaner and Terminal Corrosion Preventer

Help your battery reduce voltage leakage and surface acid with John Deere Battery Cleaner and avoid corrosion deposits with Terminal Corrosion Preventer.



Part No.	Description
Chargers/Starters	
SWDSRI03	PROBOOSTER Jump Starter 12/24V 900/650 CA
SWDSRI04	PROBOOSTER Jump Starter 12/24V 1050/850 CA
SWDSRI28	PROSERIES Jump Starter 12V 650CA Lithium Ion
Battery Cleaner and Terminal Corrosion Preventer	
TY25767	Battery Cleaner (15 oz.)
TY25766	Terminal Corrosion Preventer (10 oz.)
Booster Cables	
2-gauge and 4-gauge 100% Copper Conduits	
TY26217	Booster Cable, Extra Heavy-Duty, 20-ft., 2-ga.
TY26215	Booster Cable, Commercial Service, 16-ft., 4-ga.
TY26216	Booster Cable, Commercial Service, 20-ft., 4-ga.
2-gauge and 4-gauge Copper Clad	
TY27301	Booster Cable, Heavy-Duty Professional, 20-ft., 2-ga. w/ Bag
TY27302	Booster Cable, Heavy-Duty Commercial, 20-ft., 4-ga. w/ Bag



StrongBox™ Batteries

Our premium StrongBox battery line fits all makes of heavy-duty equipment used on construction sites. You can't beat StrongBox for quality and value!

Part No.	Activated	BCI	CCA
TY25879A	Activated	31	925
TY23020A	Activated	4D	1400
TY21741A	Activated	30H	685
TY26782A	Activated	D4	1200
TY21764A	Activated	24	550
TY24381A	Activated	4DLT	1000



Performance Batteries

Our Performance battery line is a reliable and economical alternative to the premium StrongBox line. Performance batteries are available for a variety of construction equipment applications.

Part No.	BCI	CCA
SWHP-31E	31	925
SWCOM-4D-P	4D	1000
SWCOM-30H	30H	700
SWF-4DLT	4DLT	820

Oil and Lubricants

Plus-50™ II API CK-4/SN Engine Oil

The best John Deere oil, Plus-50 II SAE 15W-40, 10W-30, and 0W-40, is made with a unique additive system that offers excellent protection from deposits and wear. It exceeds API service classification CK-4/SN, and is available in sizes from quarts to totes. It's excellent for all diesel engines!

Part No.	Description	Size
TY26674	Plus-50 II, 15W-40	1 U.S. qt. (946 ml)
TY26673	Plus-50 II, 15W-40	1 U.S. gal. (3.78 L)
TY26675	Plus-50 II, 15W-40	2½ U.S. gal. (9.5L)
TY26679	Plus-50 II, 15W-40	5 U.S. gal. (18.9 L)
TY26677	Plus-50 II, 15W-40	30 U.S. gal. (113 L)
TY26678	Plus-50 II, 15W-40	55 U.S. gal. (208 L)
TY26991	Plus-50 II, 15W-40	275 U.S. gal. tote
TY26669	Plus-50 II, 10W-30	1 U.S. qt. (946 ml)
TY26668	Plus-50 II, 10W-30	1 U.S. gal. (3.78 L)
TY26671	Plus-50 II, 10W-30	5 U.S. gal. (18.9 L)
TY26670	Plus-50 II, 10W-30	55 U.S. gal. (208 L)
TY26863	Plus-50 II, 10W-30	330 U.S. gal. (1250 L) tote
TY26665	Plus-50 II Synthetic, 0W-40	1 U.S. qt. (946 ml)
TY26664	Plus-50 II Synthetic, 0W-40	1 U.S. gal. (3.78 L)
TY26667	Plus-50 II Synthetic, 0W-40	5 U.S. gal. (18.9 L)
TY26666	Plus-50 II Synthetic, 0W-40	55 U.S. gal. (208 L)
TY27354	Plus-50 II Synthetic, 0W-40	275 U.S. gal. tote



Hydrau™, Hydrau™ XR, and Hitachi Super EX-46HN Hydraulic Oils

Hydrau, Hydrau XR, and Hitachi Super EX-46HN are premium hydraulic oils specifically designed for use in hydraulic and hydrostatic systems of construction and forestry equipment.

- Hydrau offers all-season capability in ambient temperatures of –25 deg. C to +50 deg. C (–13 deg. F to +122 deg. F)
- Hydrau XR is a synthetic hydraulic oil that offers all-season capability in ambient temperatures of –40 deg. C to +40 deg. C (–40 deg. F to +104 deg. F)
- Both provide superior oxidation and thermal stability and protect against rust and corrosion
- Extended change intervals
- Hitachi Super EX-46HN is recommended for use in John Deere and Hitachi excavators

Part No.	Description	Size
TY27366	Hydrau	2½ U.S. gal. (9.5L)
TY27367	Hydrau	5 U.S. gal. (18.9 L)
TY27368	Hydrau	55 U.S. gal. (208 L)
TY27369	Hydrau	275 U.S. gal. (1041L)
TY27318	Hydrau XR	5 U.S. gal. (18.9 L)
TY27319	Hydrau XR	55 U.S. gal. (208 L)
Excavator Zinc-Free Hydraulic Oil:		
2908-050	Hitachi Super EX-46HN	5 U.S. gal. (18.9 L)
2908-046	Hitachi Super EX-46HN	55 U.S. gal. (208 L)
TY26529	Hitachi Super EX-46HN	330 U.S. gal. (1250 L) tote



Genuine John Deere Filters

Insist on filters made to the original, correct specifications. Reliable and dependable genuine John Deere parts boost uptime and productivity while lowering your daily operating cost.

Trap microscopic particles.

Our premium John Deere filters are purposely built to protect and extend the life of your machines.

They're made to exact specifications and will fit John Deere equipment and other all-makes applications, including some cars and trucks.



- 1 Heavy-duty canister
- 2 Spring designed for construction applications
- 3 Heavy-duty one-piece metal end caps
- 4 Poly-blend filter element
- 5 Crimped spiral-center tube
- 6 Nut plate with rolled threads
- 7 Rubber gaskets specifically designed for each application

Stay on the jobsite longer with John Deere filters and Plus-50™ II engine oil.

Get great protection with fewer oil changes when you pair John Deere oil filters with premium Plus-50 II engine oil. Specifically designed by John Deere engineers for John Deere equipment, our maintenance products defend your machine from harsh conditions and wear. John Deere Plus-50 II engine oil and John Deere oil filters — it's a winning combination to keep your equipment working longer.



Coolants

Antifreeze/Coolant

Cool-Gard™ II high-performance, long-life, heavy-duty formula

- Formulated for up to 6-year/6,000-hour* life in cooling systems of diesel and gas engines
- Nitrite-free
- Supports advanced engine technology
- Protects against corrosion and deposits
- Extends water-pump life and prevents liner cavitation



Cool-Gard II PG

- Less toxic to animals and wildlife than conventional ethylene glycol-based coolants

Part No.	Description	Size
Cool-Gard II:		
TY26573	Concentrate	1 U.S. gal. (3.78 L)
TY26574	Concentrate	55 U.S. gal. (208 L)
TY26575	Pre-mixed	1 U.S. gal. (3.78 L)
TY26576	Pre-mixed	2½ U.S. gal. (9.5 L)
TY26577	Pre-mixed	55 U.S. gal. (208 L)
TY26578	Pre-mixed	330 U.S. gal. (1249 L) tote
Cool-Gard II PG:		
TY26968	Pre-mixed	1 U.S. gal. (3.78 L)
TY26969	Pre-mixed	55 U.S. gal. (208 L)
TY26970	Pre-mixed	330 U.S. gal. (1250 L) tote

*Rating applies when complete cooling system flush is performed prior to use.



Cool-Gard II Test Strips

Be confident your cooling system isn't contaminated or diluted. Use Cool-Gard II test strips to test your coolant every year. Cool-Gard II test strips test the freeze point, pH, and cavitation/corrosion-inhibitor levels. They also tell you if your cooling system needs the extra protection of Cool-Gard II Extender.

Cool-Gard II Extender

Cool-Gard II Extender replenishes the level of protective additives in Cool-Gard II systems due to over-dilution from water or alternate fluids. Using Cool-Gard II test strips, and Cool-Gard II Extender if needed, will protect your equipment for the long haul.

Part No.	Description
TY26605*	Cool-Gard II Test Strips
TY26603	Cool-Gard II Extender

*The color dye masks the color change on the corrosion inhibitor pad. Test strips should not be used to test Cool-Gard II PG.



Coolant Test Kit

Protecting engines from liner cavitation and rust is as important as checking their oil condition. The Coolant Test Kit will provide details to indicate if the fluid is protecting the engine.

Part No.	Description
TY26873	Coolant Test Kit
TY26348	Pump
AT321211	Sampling Valves



Diesel Exhaust Fluid (DEF)

John Deere DEF ensures you can be confident you are getting a high-quality product that will provide unsurpassed performance while protecting your equipment investment. Simplify your operation by integrating John Deere DEF into your fluid-maintenance routine.

- Compatible with all engines using selective catalytic reduction (SCR) aftertreatment technology
- Nontoxic, nonhazardous, and nonflammable
- Dispense nozzle included with each jug
- Drums outfitted with 2-in. bung opening for direct-pump or closed-system dispensing valve and drop-tube installation
- Totes include integrated closed-system dispensing valve and drop tube
- Forklift tubes beneath tote cage for ease in handling
- ISO 22241 compliant for DEF-handling procedures
- American Petroleum Institute (API) certified



Typical Usage Rates*

John Deere Engine	Rate
4.5 L	0.05 gal./hr. (0.2 L/hr.)
6.8 L	0.1 gal./hr. (0.4 L/hr.)
9.0 L	0.2 gal./hr. (0.8 L/hr.)
13.5 L	0.3 gal./hr. (1.1 L/hr.)

*DEF usage rates shown are based on an average for typical engine duty cycles. DEF consumption is primarily a function of engine speed and load. Actual results may vary.

Container Sizes

Part No.	Size
SWDEF025PK (case)	2½ U.S. gal. (9.46 L)
SWDEF025 (pallet)	2½ U.S. gal. (9.46 L)
SWDEF055	55 U.S. gal. (208 L)
SWDEF330	330 U.S. gal. (1249 L)
SWDEFB600	Bulk (600 U.S. gal.)
SWDEFB3000	Bulk (3,000 U.S. gal.)

Equipment



Dispensing Pumps

- DEF pump with 20 ft. (6.1-m) hose
- Poly, manual or stainless steel, auto-shutoff nozzle
- Closed-system dispense coupler
- Hookup ready
- Valve and dip tube, ordered separately

Part No.	Description
SW12VDEFP	12V Pump, Poly
SW110VDEFP	110V Pump, Poly
SW12VDEFSS	12V Pump, SS
SW110VDEFSS	110V Pump, SS



Portable Dispensing Unit

- Durable polyethylene molded tank with protective hard cover
- Removable 12-volt, self-priming transfer pump
- 20 ft. (6.1-m) hose
- Poly manual nozzle
- Delivers 7–10 U.S. gpm (26–37 Lpm)

Part No.	Description
SWDEFPDU65P	65 U.S. gal. (246 L) Tank
SWDEFPDU65M	DEF Metal Box with Poly PDU, 65 U.S. gal. (246 L)
SWDEFPDU65MH	Heated DEF Metal Box with Poly PDU, 65 U.S. gal. (246 L)

Additional equipment options available.

HANDLING & STORAGE

- Store out of extreme temperatures
- Freeze point: –11°C (12°F)
- Keep out of direct sunlight – Solar heating may raise the temperature of the fluid which could cause the urea to break down, making it less effective
- Store in sealed containers – Make sure the tamper-proof seal stays intact on totes and drums
- Purchase DEF in quantities that will be consumed within 12 months

John Deere Fuel-Protect

John Deere Fuel-Protect Keep Clean does exactly that. It keeps fuel systems clean.



Designed for newer high-pressure fuel systems with tight clearances, John Deere Fuel-Protect Keep Clean will prevent and strip away harmful deposits that cause injector sticking and block spray holes, resulting in power/fueling loss, rough running, smoke, and misfire. Designed primarily for ultra-low sulfur diesel fuels, it may be used for higher sulfur-content fuels as well as when strong cleaning is necessary to prevent or remove stubborn fuel deposits.

Keep Clean may be used in two ways: a cleaning treat rate that doubles the dose to achieve a system clean-up in 20–40 hours of operation, and a maintenance treat rate that prevents the return of those stubborn deposits that rob power and result in poor engine operation.

Fuel-Protect Keep Clean

- Designed for newer higher-pressure fuel systems to remove stubborn fuel deposits. Effective in legacy machines, too
- For use with all sulfur levels and biodiesel fuels
- Eliminates hard starting, power/fueling losses, rough running, smoke, and misfire that often require the replacement of injectors to resolve
- When added to diesel fuel in storage, it will also extend the useful life of the fuel by providing improved stability and preventing oxidation
- Can be combined with Diesel Fuel Conditioner to gain the benefits of both products

Grease

Specially formulated to meet the lubricating needs of tough off- and on-road conditions.

Choose from these grease types to meet your specific needs:

Multi-purpose grease types:

BEST

Multi-Purpose SD Polyurea Grease and Extreme-Duty Synthetic Grease: For high temperatures and extreme pressures. Best used for U-joints, bearings, and other grease points requiring severe-duty grease.

BETTER

Multi-Purpose HD Lithium Complex: Use for bearings, U-joints, and other grease points requiring heavy-duty grease where a lithium or lithium complex grease is recommended.

Part No.	Description	Size
TY6341	Multi-Purpose SD Polyurea Grease	14-oz. cartridge
TY24421	Multi-Purpose SD Polyurea Grease	35-lb. pail
TY24422	Multi-Purpose SD Polyurea Grease	120-lb. keg
TY24416	Multi-Purpose HD Lithium Complex Grease	14-oz. cartridge
TY24417	Multi-Purpose HD Lithium Complex Grease	35-lb. pail
TY24418	Multi-Purpose HD Lithium Complex Grease	120-lb. keg
TY25744	Multi-Purpose Extreme-Duty Synthetic Grease	14-oz. cartridge

Special-purpose grease types:

BEST

Calcium Sulfonate 5% Moly Grease: For high temperature and extreme pressure. Protects against corrosion, and stays in place in wet conditions. For use in pins, bushings, and heavy-duty shock loads or continuous sliding contact. Moly grease is not recommended for bearing applications.

BETTER

Heavy-Duty 3% Moly Grease: For those special applications including construction, mining, and heavy industrial equipment. For use in pins, bushings, and ball joints, and shock load and continuous sliding contact.

Part No.	Description	Size
TY27373	Special-Purpose Calcium Sulfonate with 5% Moly	15-oz. cartridge
TY27372	Special-Purpose Calcium Sulfonate with 5% Moly	35-lb. pail
TY6333	Special-Purpose HD Moly Grease	14-oz. cartridge
TY22017	Special-Purpose HD Moly Grease	35-lb. pail
TY24502	Special-Purpose HD Moly Grease	120-lb. keg



Chemicals and Towels

Shop Towels and Absorbents

Start out clean. Toss when done.

Maybe you think that old shop rag of yours is doing the trick, but look at it — it's already dirty. Start fresh each time with John Deere hand towels.

Part No.	Description
DRC4223	Shop Towels, 200 Count, Box
DRC4221	Shop Towels, 200 Count, Bucket
DRC4222	Shop Towels, 200 Count, Bucket Refill
DRC4601	Shop Towels, 56 Count, Single Roll
DRC4602	Shop Towels, 56 Count, Three Pack
ABS2860	Absorbent Pads, 100 Count, 15 in. x 19 in.
ABS2861	Absorbent Roll, 28.5 in. x 150 ft., Perforated to 15 in. x 19 in. Sheets
ABS2863	Dual Layer Absorbent Pads, 100 Count, 15 in. x 19 in.



Cleaners, Chemicals, and Lubricants

John Deere has the product you need, the quality and reliability you demand, and the prices you'll like!

Part No.	Description
RE556468	Starting Fluid
TY25684	CLASSIC Glass Cleaner
TY26101*	Brake & Parts Cleaner
TY26350	Chain and Cable Lubricant, Aerosol
TY26352	All-Purpose Cleaner
TY26353	Penetrating Oil
TY26355*	Carburetor and Choke Cleaner
TY26357	Engine Cleaner
TY26632	Electronic Contact Cleaner
John Deere Hand Cleaner:	
TY26066	General Purpose Hand Cleaner with Pumice, 16 oz.
TY26067	General Purpose Hand Cleaner with Pumice, 1 gal.

*Part number not available in all areas. See dealer for options.



Paint

Protect your most valuable assets with John Deere paint.



Only from your John Deere dealer.

Your construction and forestry equipment represents a large investment. And you want it to last for years to come. So protect your most valuable assets today with the best paint in the business. John Deere paint.

Only genuine John Deere paint delivers the long-lasting, all-weather finish that shields your heavy-duty machinery from damaging UV rays, rust, and corrosion. Or any other harsh conditions Mother Nature may throw at you.

Pick up a can now at your local John Deere dealer. Better yet... make it two cans!

JOHN DEERE WorkSight™

Optimize your operation.


Bringing machines, technology, and your dealer together to make your job easier.

John Deere WorkSight turns data into solutions to optimize machines, uptime, and your jobsite. Benefit from improved profitability with John Deere WorkSight.

Your dealer works for you.


You can optimize your operation without getting bogged down in the details. Your John Deere dealer employs a technology specialist who can help you enjoy the benefits of John Deere WorkSight with as much or as little involvement as you desire.

WHAT IT IS:



A SUITE OF EASY-TO-USE TECHNOLOGY SOLUTIONS THAT WILL **OPTIMIZE MACHINES, UPTIME, AND JOBSITES**

DESIGNED FOR MANAGING ANY-SIZE OPERATION:








FROM A SINGLE MACHINE TO **LARGE FLEETS WITH MULTIPLE BRANDS** ACROSS **MULTIPLE JOBSITES**

MAKES OWNING JOHN DEERE EQUIPMENT...  **...SIMPLER AND MORE PROFITABLE THAN EVER BEFORE**

HOW IT WORKS:

FIVE CORE TECHNOLOGIES To help you and your dealer boost productivity, increase uptime, and lower daily operating costs:

 <p>JDLink™ Telematics</p>	 <p>Machine Health</p>	 <p>Remote-Diagnostics and -Programming Capability</p>	 <p>Payload Weighing</p>	 <p>Integrated Grade Control</p>
<p>Anytime remote access to fleet location and utilization, machine alerts, maintenance reminders, and more. Standard with five years of service on most new John Deere machines.</p>	<p>We deliver improved machine health through an advanced dual approach combining the expertise of the technology specialists at your John Deere dealership and the data specialists at our central Machine Health Monitoring Center.</p>	<p>With an active JDLink subscription, your dealer can read and reset diagnostic trouble codes, record performance readings, and update software without a trip to the jobsite.</p>	<p>Makes loading and moving material more efficient and accurate on select John Deere wheel loaders and ADTs. Payload and production data can be viewed remotely in JDLink.</p>	<p>Helps dozer, excavator, and motor grader operators work faster and more accurately. Grade-control utilization can be viewed remotely in JDLink.</p>

JOHN DEERE Machine Monitoring Network

One of the most powerful reasons to choose John Deere.

Our remote machine-monitoring capability for tracking the health of machines in the field enables your dealer to respond more efficiently to critical issues that can result in costly downtime.

Our Machine Monitoring Center specialists use advanced telematics and alert-management tools to stay on top of potential issues. When necessary, they engage John Deere factory-trained technicians, who have the ability to read and clear diagnostic codes, record machine-performance data, and even update software — without ever visiting the machine in the field.

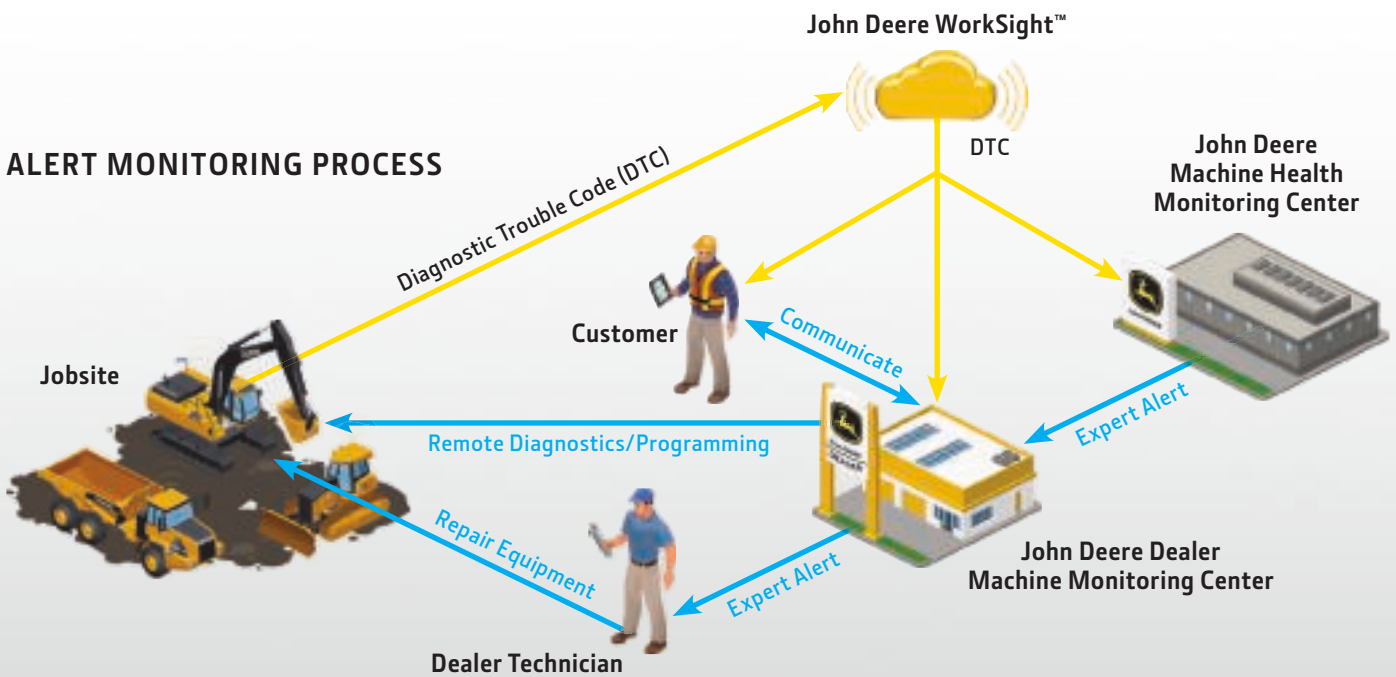
Typical response time is quick, and many times problems can be addressed before they cause downtime. When technicians do need to visit the jobsite, they often arrive with the correct repair parts already in hand.



Looking at the big picture now can help us improve our service to you in the future

John Deere Machine Health Monitoring Center specialists develop solutions that enrich our monitoring services. They do this by analyzing accumulated machine data, identifying trends that warrant a closer look, and then developing new and improved preventative maintenance and repair protocols that we can leverage in the future.

So while we focus on addressing issues that may immediately impact you and your fleet, the Machine Health Monitoring Center keeps an eye on the big picture so we can repair machines faster and even help you avoid unexpected downtime altogether.



JOHN DEERE
Powertrain ReLife Plus

REBUILT

AM

John Deere Powertrain ReLife Plus
MACHINE REBUILD PROGRAM

Extend the life of your machine with John Deere Powertrain ReLife Plus. Design a comprehensive and flexible machine rebuild solution that protects your bottom line — and keeps you moving forward.



ND

RUNNING NOW THAT'S A PLUS

The John Deere Powertrain ReLife Plus program extends the life of your machine with:

- A thorough machine inspection by a certified technician.
- A complete set of John Deere Reman powertrain components.
- A John Deere Powertrain ReLife Plus warranty.

Plus, your John Deere dealer will help you understand the inspection results so you can tailor the program precisely to your needs and optimize your total owning and operating costs.

- + QUALITY PRODUCTS
- + EXCEPTIONAL SUPPORT
- + THE POWER OF CHOICE

Visit JohnDeere.com/ReLife to learn how your dealer can maximize your machine's uptime.



JOHN DEERE
REMAN

Keep working with Extended Warranty engine protection.

Replacing an engine is a significant investment for any operation.

Choosing a John Deere Reman engine solution is a great option to get your machine back to work and performing the way you expect.


To provide additional peace of mind, John Deere Reman now offers optional Extended Warranty terms[†] on remanufactured complete engines installed by your John Deere dealer. Choose one of the options listed below that best fits your operation.

OEM-quality repair solutions combine with factory-backed Extended Warranty options make John Deere Reman engine solutions a better choice than ever to keep your machine up and running.

	2 Years	3 Years
2,000 hours	■	■*
3,000 hours	■	■*
4,000 hours	■*	■*
5,000 hours	■*	■*
6,000 hours	■*	■*

[†]Some restrictions apply. *Not all warranty terms available for Scraper Special Tractors.

See your John Deere dealer for all the details today.



Remanufactured Hydraulic Components

Hydraulics Reman... Done Right!

Whether you are digging, pushing, lifting, or simply moving your machine around the jobsite, the condition of your hydraulic components plays a major role in your machine's productivity. John Deere Reman provides a complete line of remanufactured hydraulic components that will keep your machine up and running, smoothly and efficiently.



Excavators

Part No.	Description	Model
9207291EX	Main Hydraulic Pump	330C LC and 370C LC
PG200274	Main Hydraulic Pump	350D LC, 350G LC, and 380G LC
9202400EX	Main Hydraulic Pump	450C LC
PG200028	Main Hydraulic Pump	450D LC
PG202165	Main Hydraulic Pump	470G LC
9197075EX	Main Hydraulic Pump	600C LC and 800C
PG200042	Main Hydraulic Pump	650D LC and 850D LC
PG202169	Main Hydraulic Pump	670G LC and 870G LC
9195488EX	Travel Motor	330C LC
9231673EX	Travel Motor	330C LC
PG200128	Travel Motor	350D LC, 350G LC, and 380G LC
4451685EX	Travel Motor	370C LC
PG200030	Travel Motor	450C LC and 450D LC
PG202167	Travel Motor	470G LC
4481829EX	Travel Motor	600C LC
PG200045	Travel Motor	650D LC, 800C, and 850D LC
PG202170	Travel Motor	670G LC and 870G LC
4419718EX	Swing Motor	330C LC and 370C LC
PG200022	Swing Motor	350D LC and 350G LC
PG202163	Swing Motor	350G LC and 380G LC
4423009EX	Swing Motor	450C LC and 450D LC
PG202168	Swing Motor	470G LC
4440388EX	Swing Motor	600C LC
PG200043	Swing Motor	650D LC and 670G LC
4388207EX	Swing Motor	800C
PG200044	Swing Motor	850D LC
PG202173	Swing Motor	870G LC

Please see your John Deere dealer for details on applications and applicable serial number breaks.

4WD Wheel Loaders

Part No.	Description	Model
PG200856	Hydraulic Pump	624K (-658064)
RM100097	Hydraulic Pump	624K (658065-) and 624K-II
PG200855	Hydraulic Pump	644K, 724K, and 844K
PG200854	Hydraulic Pump	744K and 744K-II
PG200853	Hydraulic Pump	824K and 824K-II
PG200236	Hydraulic Pump	844J (through drive)
PG200237	Hydraulic Pump	624J and 844J
RM100104	Hydraulic Pump	844K-II

Crawlers

Part No.	Description	Model
AT330447	Front Hydrostatic Pump	450J, 550J, 650J, 450K, 550K, and 650K
AT330448	Rear Hydrostatic Pump	450J, 550J, 650J, 450K, 550K, and 650K
AT330449	Front Hydrostatic Pump	700J and 700K
AT330450	Rear Hydrostatic Pump	700J and 700K
AT348384	Front Hydrostatic Pump	655K, 750J, and 750K
AT348386	Rear Hydrostatic Pump	655K, 750J, and 750K
AT343983	Front Hydrostatic Pump	755K, 850J, and 850K
AT343984	Rear Hydrostatic Pump	755K, 850J, and 850K
AT313587	Hydrostatic Motor	755K, 850J, and 850K
AT312992	Hydrostatic Motor	655K, 750J, and 750K
AT305969	Hydrostatic Motor	450J, 550J, and 650J
AT315017	Hydrostatic Motor	700J and 700K
PG200234	Main Hydraulic Pump	850J
PG200860	Main Hydraulic Pump	850J and 850K
PG200238	Main Hydraulic Pump	750J and 850J
PG203950	Main Hydraulic Pump	750J

John Deere Reman Warranty Coverage

All John Deere Reman components are remanufactured to OEM specifications, using the same OEM parts that were originally inside the component when it was new, and tested to OEM specifications. That is why we can provide the best warranty in the business to go along with them — one (1) year/unlimited hours, covering parts, labor, and collateral damage (when installed by the trained technicians at your local John Deere dealer).

Commercial Job and Workshop Products

From air compressors, pressure washers, and portable generators, to the products shown here, your local dealer has the commercial job and workshop products you need to get the job done.

56-in. Tool Hutch and Cabinet

Heavy-duty, powder-coated steel construction makes the John Deere tool hutch and cabinets one of the most popular tool storage units on the market today. Raise and release drawer fronts keep drawers closed and secure when moving.

Part No.	Description
CC-5624H-Y	56-in. Top Hutch with Shelf
CC-5624CB-Y	56-in. Cabinet with 10 Drawers; 1,950-lb. Load Capacity with 1 $\frac{1}{4}$ -in. Black-Diamond-Tread Work-Surface 24-in. Depth



36-in. Road Box

The 36-in., 5-drawer John Deere road box is available in a black powder-coat finish and is the perfect solution for keeping your tools organized when you are on the move. Its secured keyed locking system with over-molded keys and the reinforced drop-front security panel with gasket closure protect your tools from weather and theft. The 16-gauge cradle provides extra reinforcement for day-to-day usage on and off the worksite.

Part No.	Description
AC-3615RB-B	36-in. Road Box with 5 Drawers; Black



36-in. Triangle Truckboxes

The unique design of the triangle truckboxes keeps your tools, whether metric or SAE, in place and organized when the lid is secured and you are transporting them in the back of your pickup or John Deere Gator™. These distinctive toolboxes allow you to see your entire tool inventory at a glance. Available in three sizes, either with a durable black or construction yellow powder-coat finish.

Part No.	Description
CC-3617TB-Y	36-in. Triangle Toolbox; Yellow Powder-Coat Texture Finish
AC-3617TB-B	36-in. Triangle Toolbox; Black Powder-Coat Texture Finish

New diesel powered products.

Diesel Air Compressor

The 30-gal. tank of this Diesel Air Compressor gives you the convenience and capability to run large air tools in the most remote locations.

- Two-stage air compressor
- 9.1-hp Kohler engine
- 29.0 CFM @ 175 PSI
- Powder-coated ASME-coded 30-gal. receiver tank
- Electric start standard, battery and cables not included

Part No.	Description
CC2-30KDS	9.1-hp Kohler Diesel Engine, 29.0 CFM @ 175 PSI

Diesel Compressorator™

The 30-gal. tank of this Diesel Compressorator gives you the convenience and capability to run air and electrical power tools in the most remote locations. Save space, save money with this combination unit.

- Two-stage air compressor
- 3,500-watt generator
- 9.1-hp Kohler engine
- 15.7 CFM @ 175 PSI
- Powder-coated ASME-coded 30-gal. receiver tank
- Electric start standard, battery and cables not included
- Stationary truck mount kit, used when installing stationary unit to truck bed

Part No.	Description
CC2-CG35KD	9.1-hp Kohler Diesel Engine, 15.7 CFM @ 175 PSI, 3,500 watts

Diesel Generator

Built with high-quality generator components and powered by a Kohler engine, this diesel portable generator costs less to operate than other generators.

- 6,000 max. watts
- 9.1-hp Kohler engine
- 2.6 U.S. gal. fuel tank
- 6.8-hour run-time @ full load
- Electric start standard, battery included
- Optional wheel kit available – AW-5740-0020

Part No.	Description
CC-G6000KD	9.1-hp Kohler Diesel Engine, 6,000 watts



RUN
[YOUR]
WORLD



JOHN DEERE

[JohnDeere.com/Big](https://www.johndeere.com/Big)

IN YOUR WORLD,
**HAVING BIG PARTS WHEN
YOU NEED THEM IS A BIG DEAL.**

With John Deere's Big Parts Promise, we guarantee that parts availability won't be the cause of extended machine downtime. Because if your dealer doesn't have a quickly installed production-class part in stock, it's free.* And if a large production-class part isn't available by the next day, John Deere pays the freight.** See your participating dealer or our website for details. It's all part of our promise to help you **Run Your World**.

*At participating dealers. If a critical, quickly installed production-class part is not in participating dealer stock, the part is free.
**At participating dealers. If large production-class parts are not delivered to your dealer the next day, you do not pay the freight charges.